

SUMMARIES OF SUNY SALARIES 2008

This report presents information on the average salaries of librarians and professors for five SUNY cohorts: Comprehensive Colleges, Doctoral Colleges, NYC Area Colleges, Technology Colleges, and University Centers. Cohorts overlapped, and a list of colleges by cohort is on page 31.

Summary charts, beginning on page 2, precede detailed tables, which begin on page 17. Detailed tables are available in Excel at: www.sunyla.org/ppc/2008salaries

Three summary charts -- each with its own comparison method -- are available for each cohort:

1. actual average salaries of librarians and professors (comparisons between what people actually earned);
2. annualized average salaries (comparisons between unmodified librarian salaries and salaries of professors multiplied by 1.2 to make professors' salaries equivalent to 12 month salaries);
3. average librarian salaries modified (comparisons between unmodified professor salaries and salaries of librarians multiplied by 10/12 to make librarians' salaries equivalent to 10 month salaries).

This report expresses no preference for comparison method. Scales within a cohort's graphs are consistent.

Librarian salaries were averages of only 12 month librarians: the salaries of librarians not on 12 month contracts were not included in the summary charts. Professor salaries were averages of only 10 month professors: the salaries of professors not on 10 month contracts were also not included.

Each summary chart is followed by a brief data table, which includes the number of individuals in each group and therefore also provides a comparison between the number of librarians with 12 month contracts and the number of professors with 10 month contracts. Data on the number of librarians with non-12 month contracts and the number of professors with non-10 month contracts are in the detailed tables: there is no summary of these data in this report.

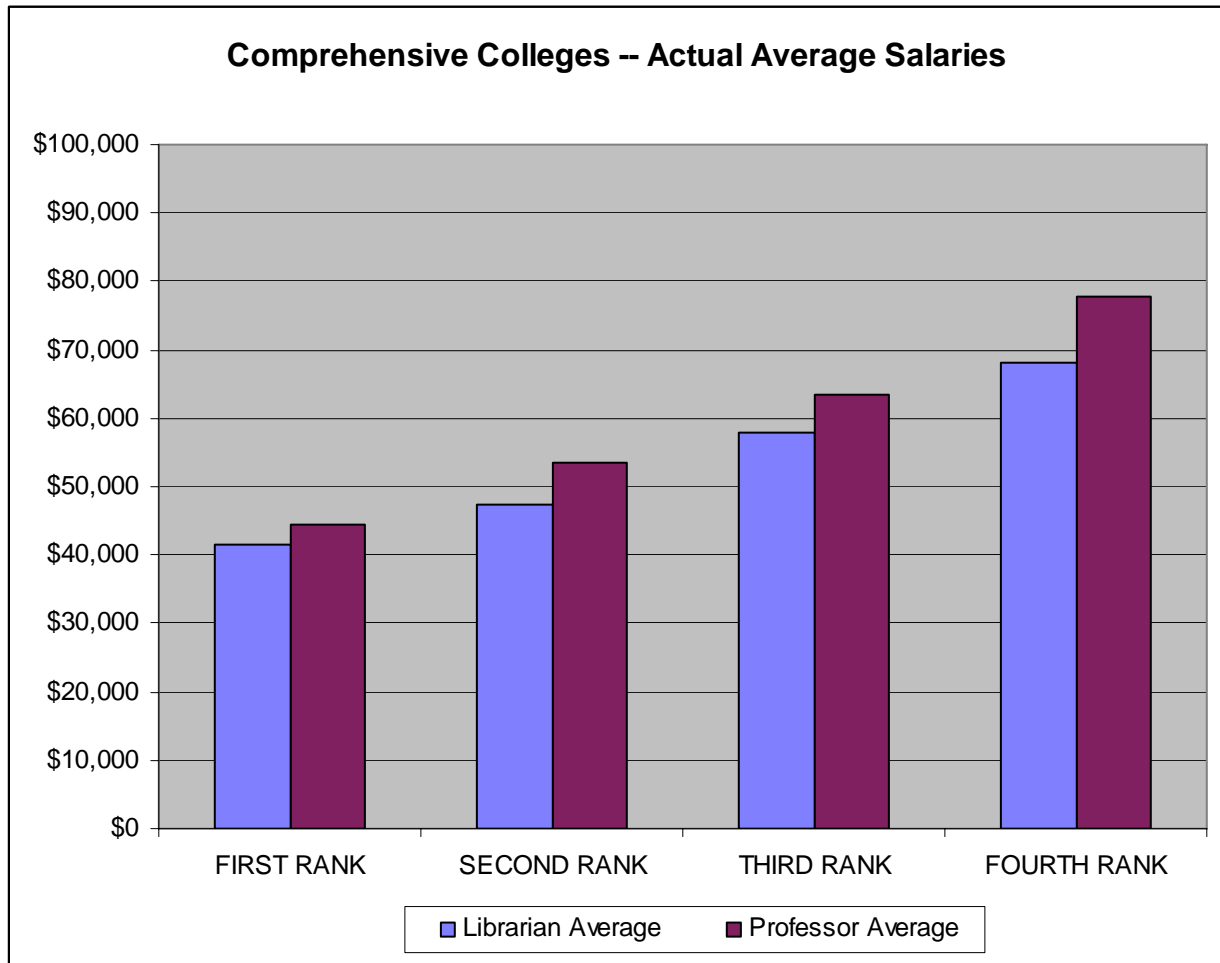
Conclusion:

Except for positions of the lowest rank at the Doctoral Colleges, NYC Area Colleges and University Centers, SUNY librarians always earned less than SUNY professors. (N.B.: There may be reasons why assistant librarians at those schools earned more than instructors at those schools.) Salary difference depended on comparison method, i.e., the difference was least when actual salaries were compared and greatest when comparisons were made between modified salaries, e.g., when professors' salaries were annualized.

Abbreviations and ranks are defined on page 30.

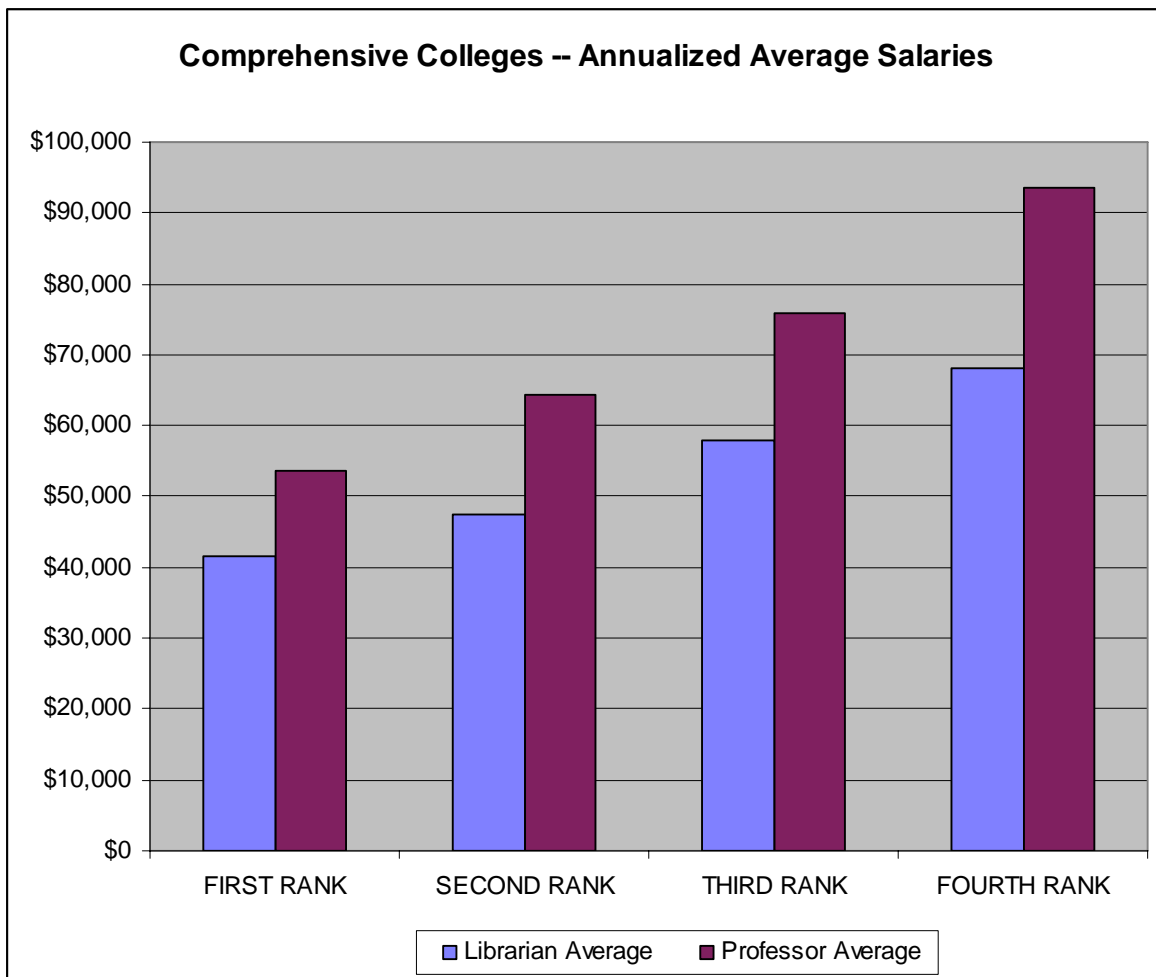
Detailed tables provided by SUNY HR, February 2008.
Personnel Policies Committee
Ron Foster, May 2008

SUMMARIES OF SUNY SALARIES 2008



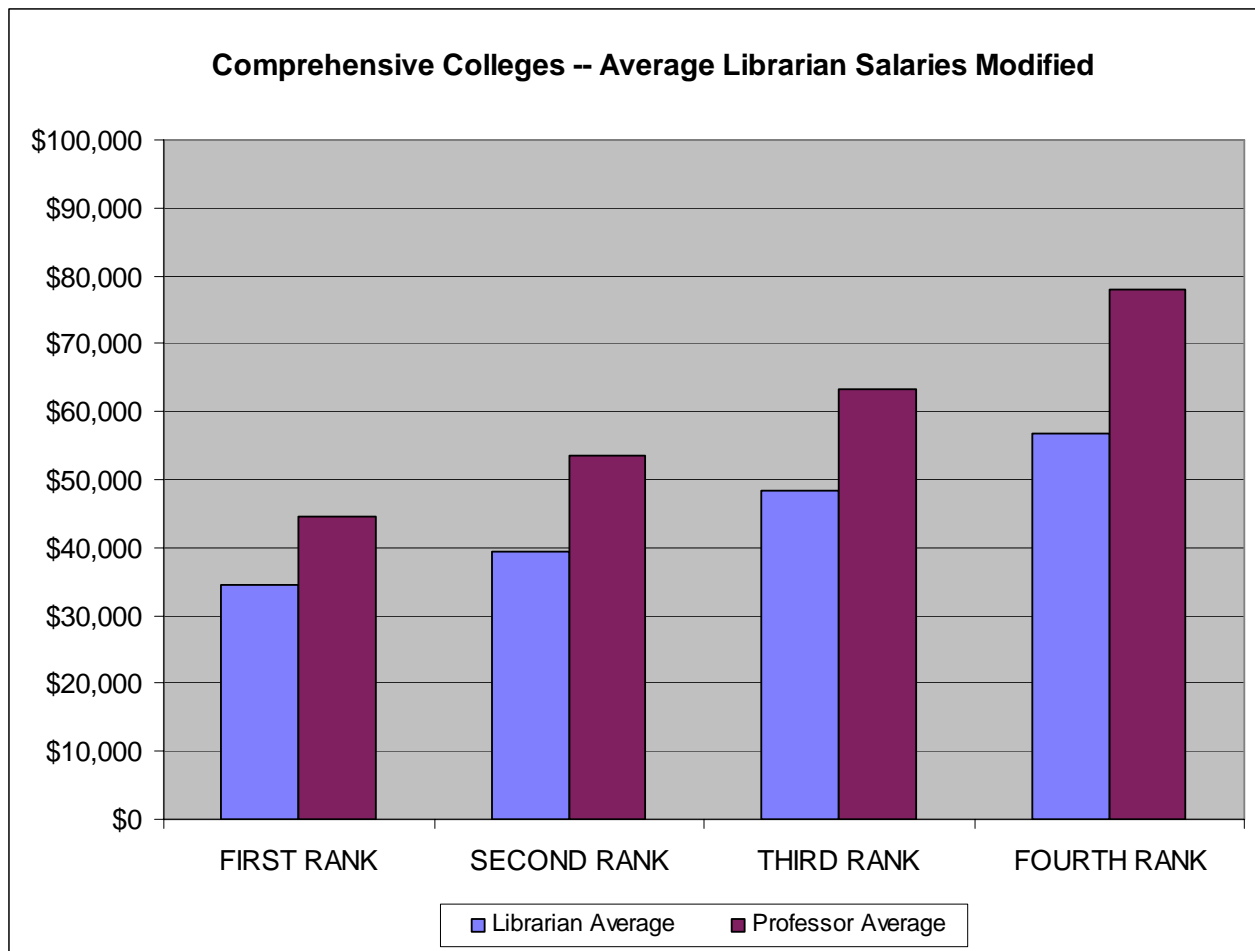
Actual		
<u>Title</u>	<u>Librarian Average</u>	<u>Professor Average</u>
FIRST RANK	\$41,486 (n = 5)	\$44,582 (n = 39)
SECOND RANK	\$47,387 (n = 50)	\$53,572 (n = 901)
THIRD RANK	\$58,031 (n = 54)	\$63,328 (n = 1,082)
FOURTH RANK	\$68,143 (n = 24)	\$77,877 (n = 659)

SUMMARIES OF SUNY SALARIES 2008



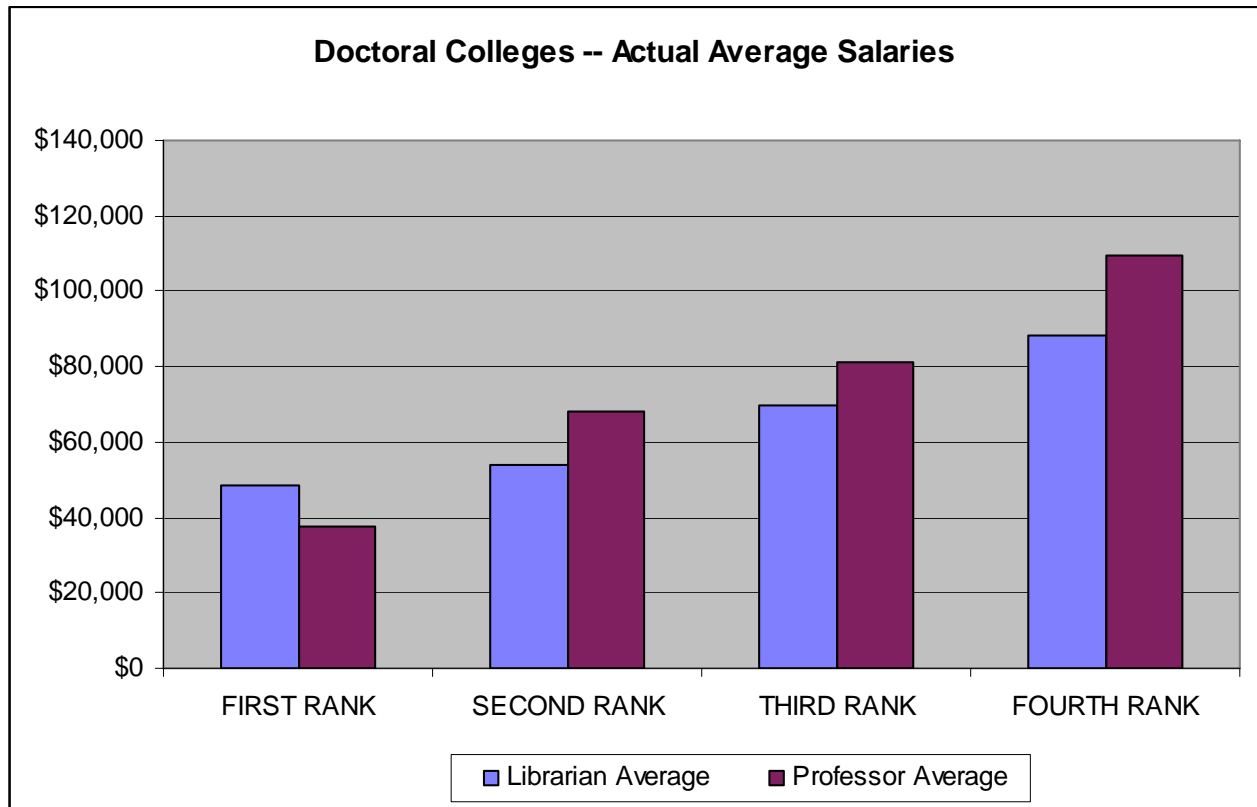
Annualized*		
<u>Title</u>	<u>Librarian Average</u>	<u>Professor Average</u>
FIRST RANK	\$41,486	\$53,498
SECOND RANK	\$47,387	\$64,286
THIRD RANK	\$58,031	\$75,994
FOURTH RANK	\$68,143	\$93,452
*Actual professor salaries were multiplied by 1.2 to make them equivalent to 12 month salaries.		

SUMMARIES OF SUNY SALARIES 2008



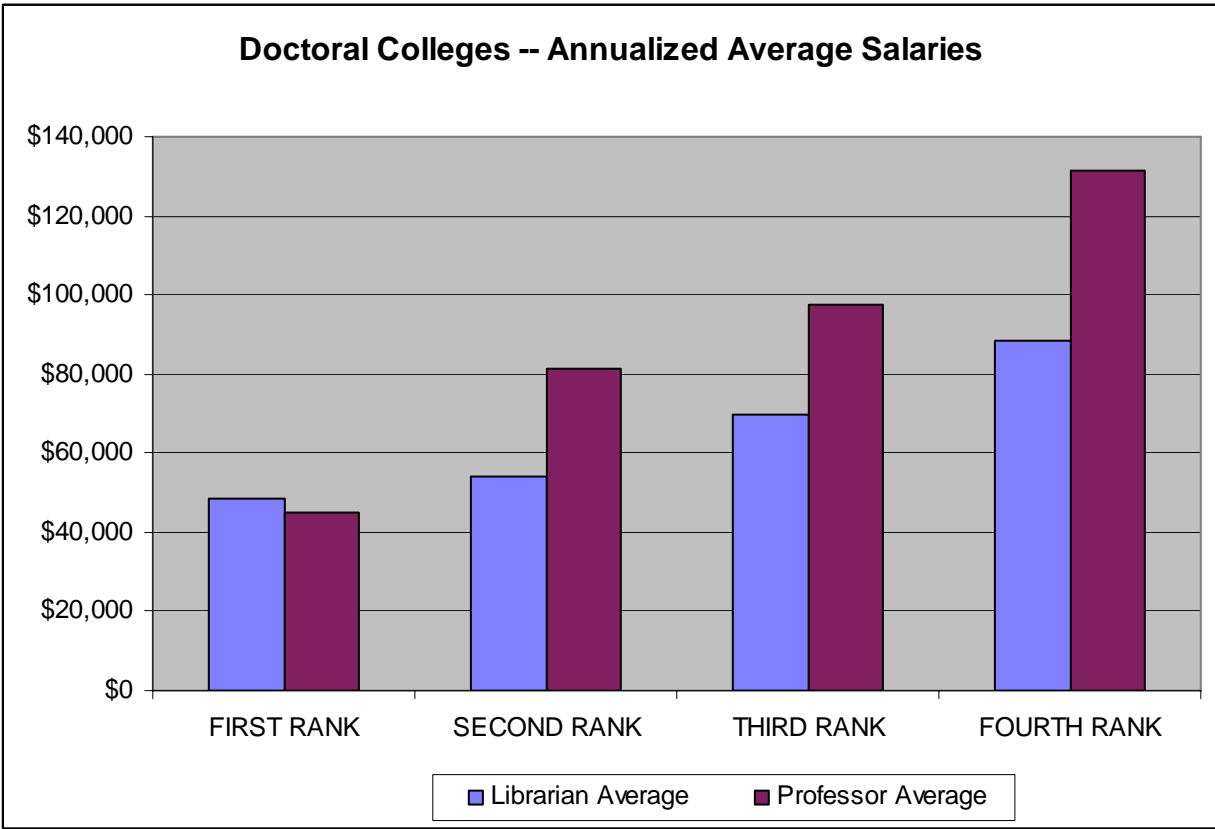
Librarian Converted**		
<u>Title</u>	<u>Librarian Average</u>	<u>Professor Average</u>
FIRST RANK	\$34,572	\$44,582
SECOND RANK	\$39,489	\$53,572
THIRD RANK	\$48,359	\$63,328
FOURTH RANK	\$56,786	\$77,877
** Actual librarian salaries were multiplied by 10/12 to make them equivalent to ten month salaries.		

SUMMARIES OF SUNY SALARIES 2008



Actual		
<u>Title</u>	<u>Librarian Average</u>	<u>Professor Average</u>
FIRST RANK	\$48,329 (n = 16)	\$37,487 (n = 32)
SECOND RANK	\$54,003 (n = 58)	\$67,844 (n = 685)
THIRD RANK	\$69,853 (n = 80)	\$81,284 (n = 835)
FOURTH RANK	\$88,235 (n = 18)	\$109,421 (n = 862)

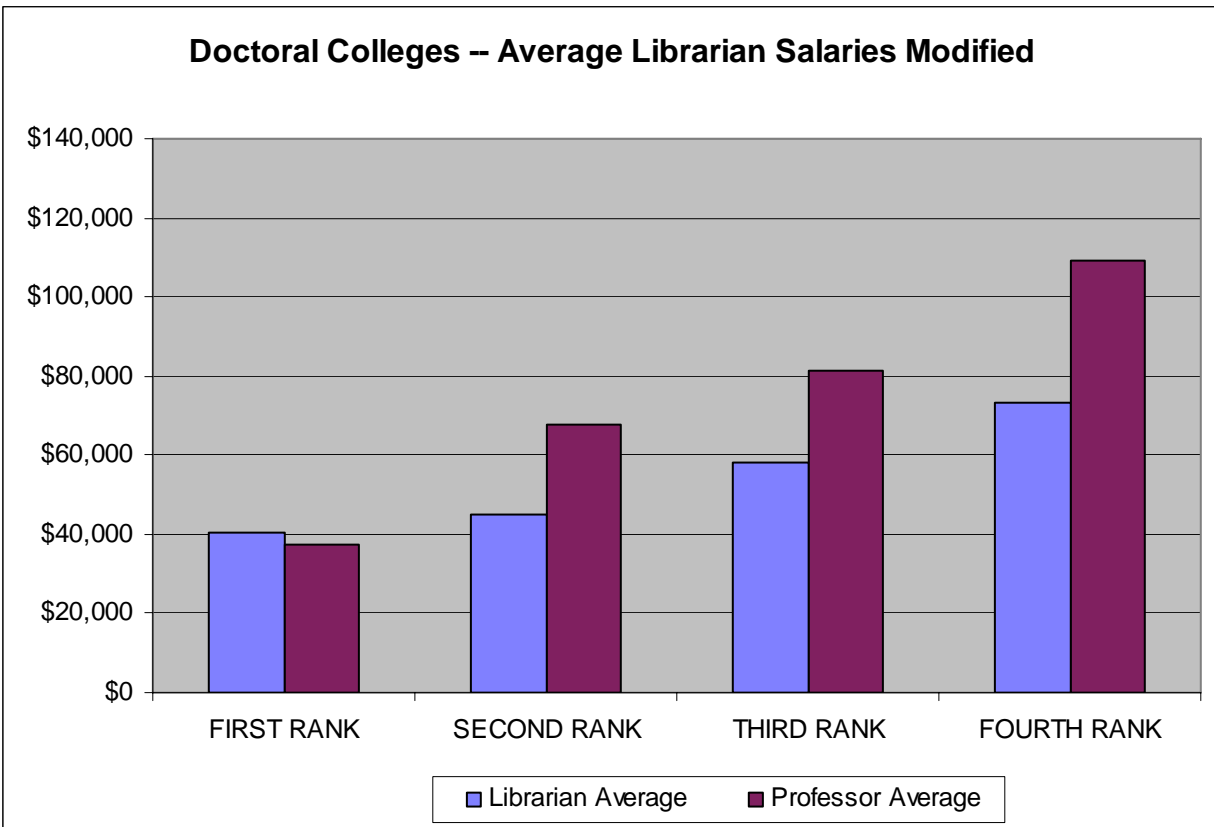
SUMMARIES OF SUNY SALARIES 2008



Annualized*		
<u>Title</u>	<u>Librarian Average</u>	<u>Professor Average</u>
FIRST RANK	\$48,329	\$44,984
SECOND RANK	\$54,003	\$81,413
THIRD RANK	\$69,853	\$97,541
FOURTH RANK	\$88,235	\$131,305

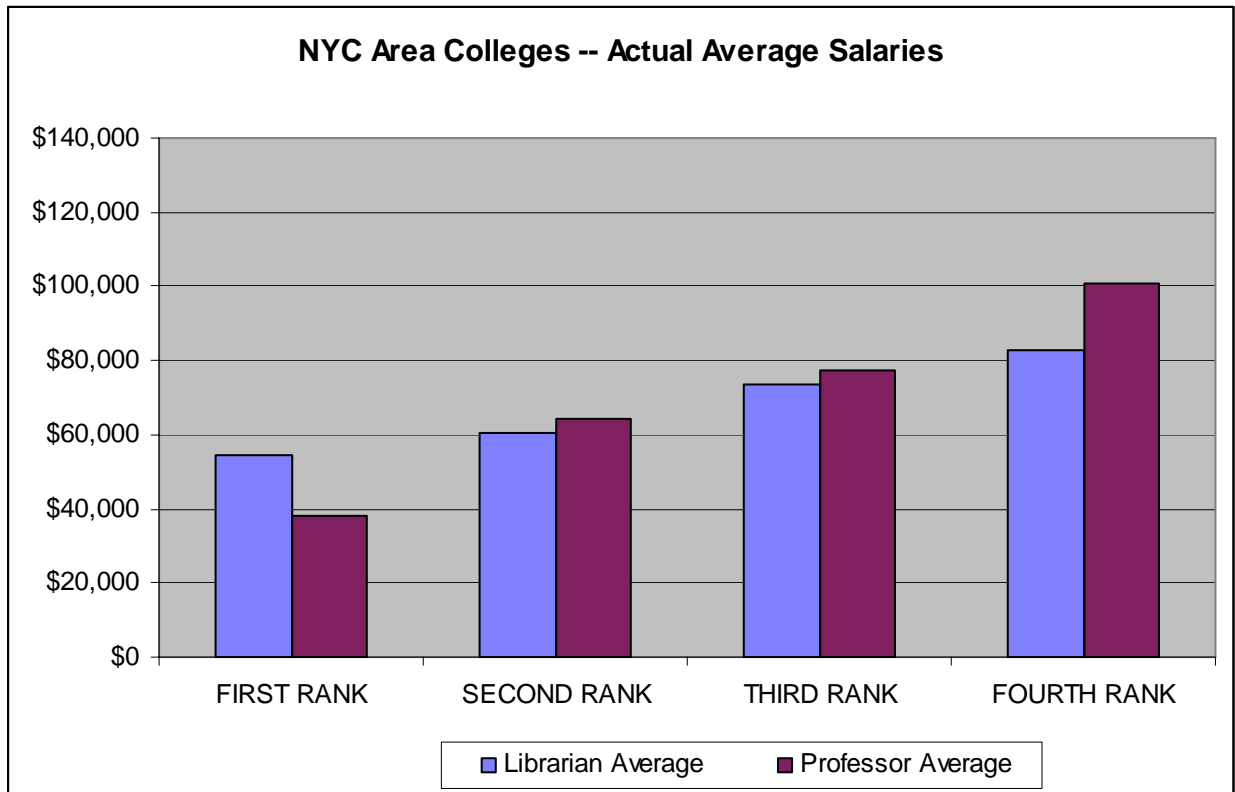
*Actual professor salaries were multiplied by 1.2 to make them equivalent to 12 month salaries.

SUMMARIES OF SUNY SALARIES 2008



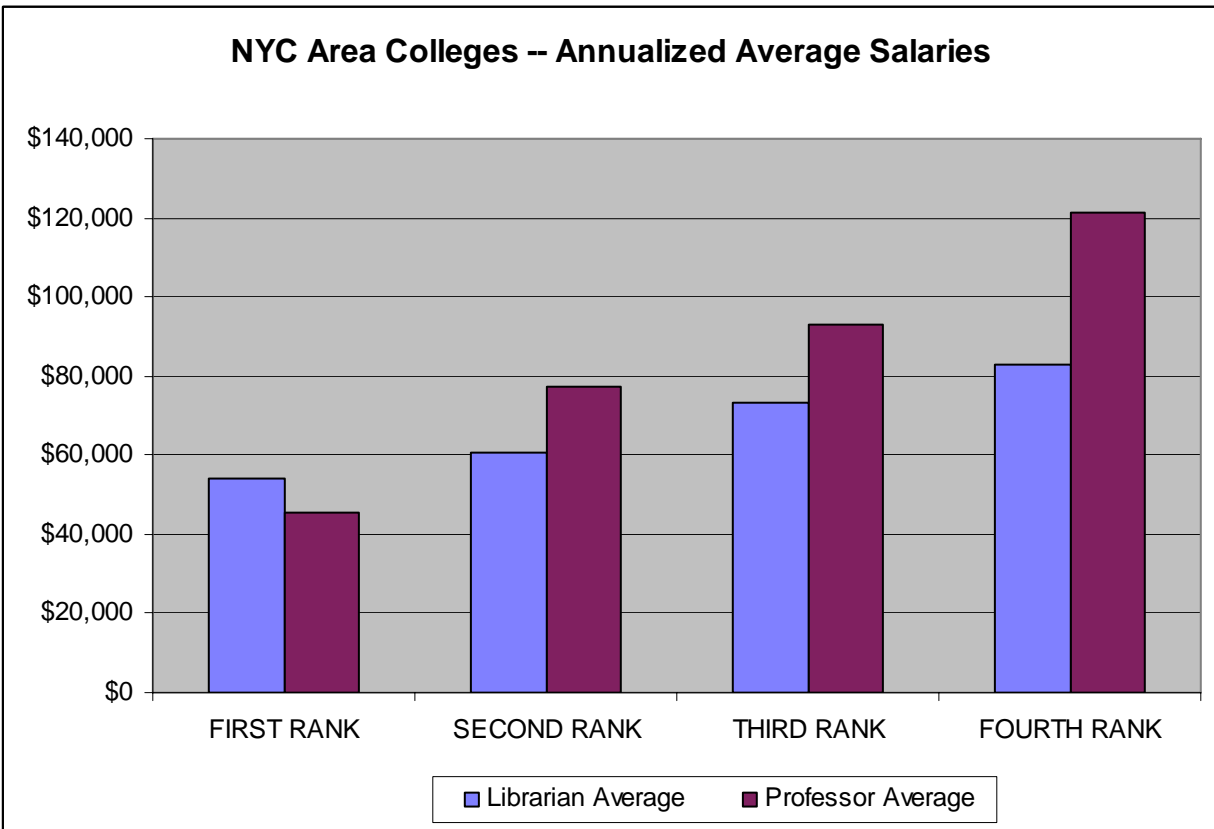
Librarian Converted**		
<u>Title</u>	<u>Librarian Average</u>	<u>Professor Average</u>
FIRST RANK	\$40,274	\$37,487
SECOND RANK	\$45,002	\$67,844
THIRD RANK	\$58,210	\$81,284
FOURTH RANK	\$73,529	\$109,421
**Actual librarian salaries were multiplied by 10/12 to make them equivalent to ten month salaries.		

SUMMARIES OF SUNY SALARIES 2008



Actual		
<u>Title</u>	<u>Librarian Average</u>	<u>Professor Average</u>
FIRST RANK	\$54,287 (n = 6)	\$37,994 (n = 28)
SECOND RANK	\$60,725 (n = 21)	\$64,299 (n = 282)
THIRD RANK	\$73,414 (n = 22)	\$77,545 (n = 362)
FOURTH RANK	\$83,033 (n = 10)	\$101,019 (n = 387)

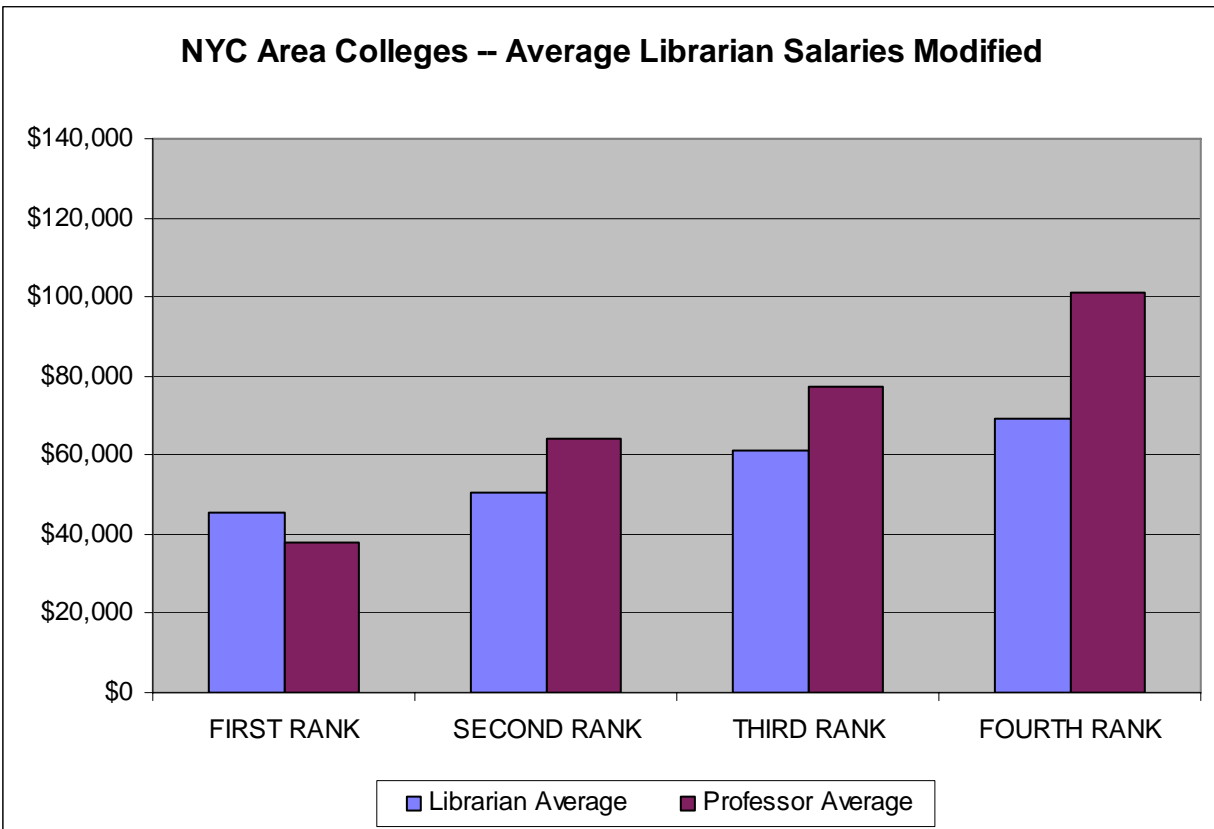
SUMMARIES OF SUNY SALARIES 2008



Annualized*		
<u>Title</u>	<u>Librarian Average</u>	<u>Professor Average</u>
FIRST RANK	\$54,287	\$45,593
SECOND RANK	\$60,725	\$77,159
THIRD RANK	\$73,414	\$93,054
FOURTH RANK	\$83,033	\$121,223

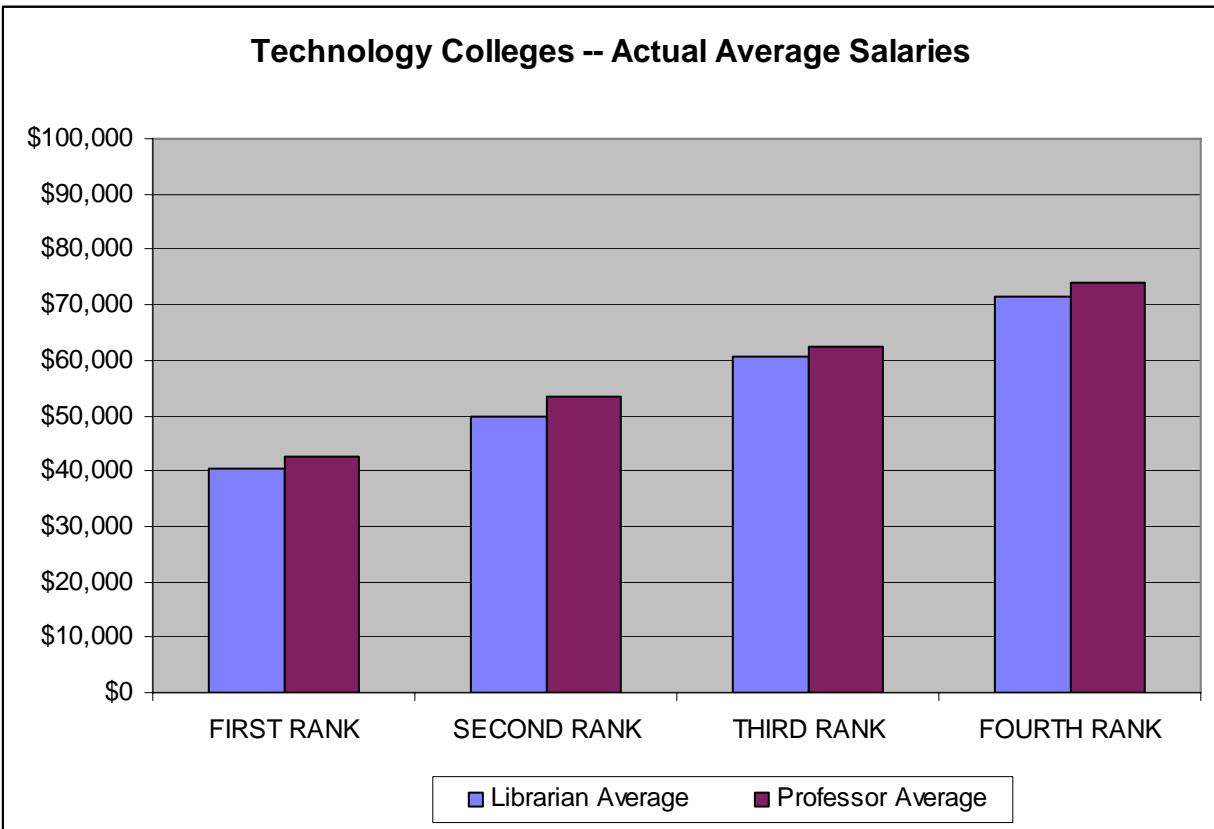
*Actual professor salaries were multiplied by 1.2 to make them equivalent to 12 month salaries.

SUMMARIES OF SUNY SALARIES 2008



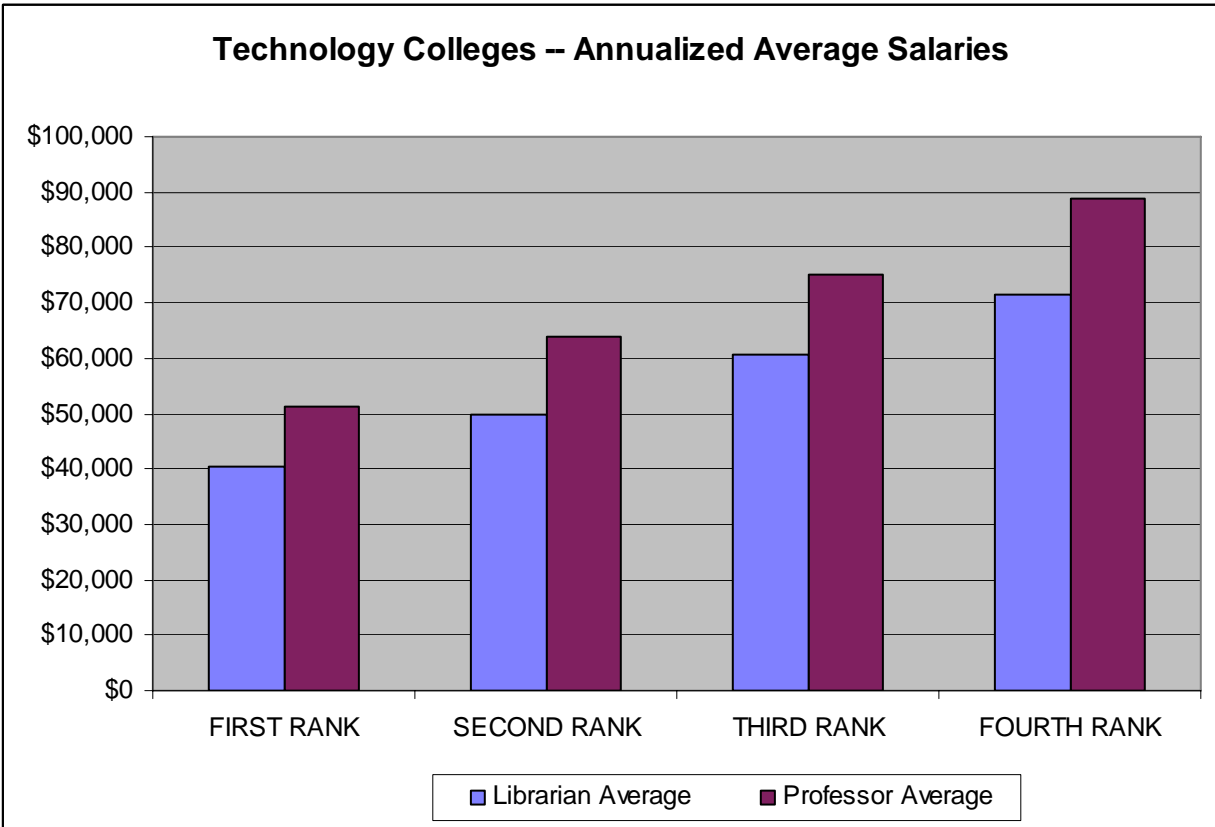
Librarian Converted**		
<u>Title</u>	<u>Librarian Average</u>	<u>Professor Average</u>
FIRST RANK	\$45,239	\$37,994
SECOND RANK	\$50,604	\$64,299
THIRD RANK	\$61,178	\$77,545
FOURTH RANK	\$69,194	\$101,019
**Actual librarian salaries were multiplied by 10/12 to make them equivalent to ten month salaries.		

SUMMARIES OF SUNY SALARIES 2008



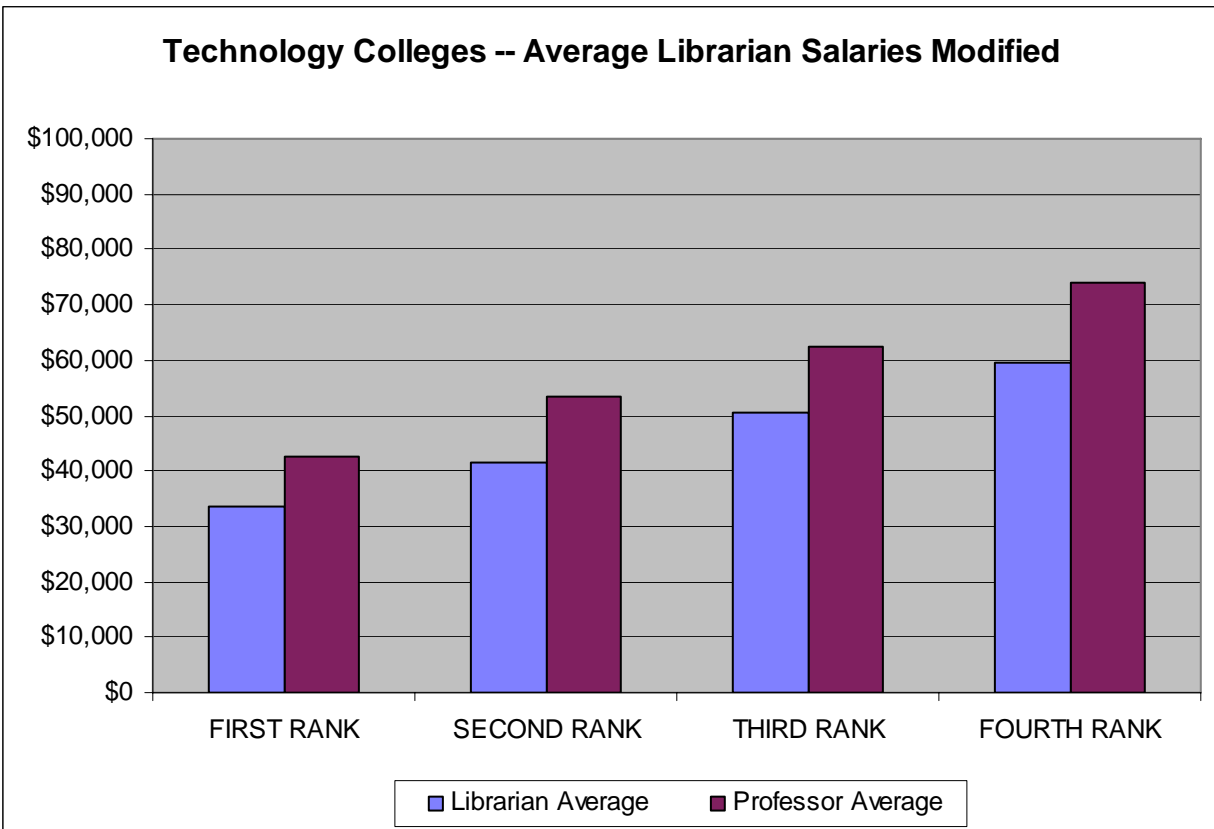
Actual		
<u>Title</u>	<u>Librarian Average</u>	<u>Professor Average</u>
FIRST RANK	\$40,266 (n = 3)	\$42,738 (n = 76)
SECOND RANK	\$49,867 (n = 5)	\$53,329 (n = 336)
THIRD RANK	\$60,517 (n = 2)	\$62,426 (n = 235)
FOURTH RANK	\$71,569 (n = 7)	\$73,949 (n = 211)

SUMMARIES OF SUNY SALARIES 2008



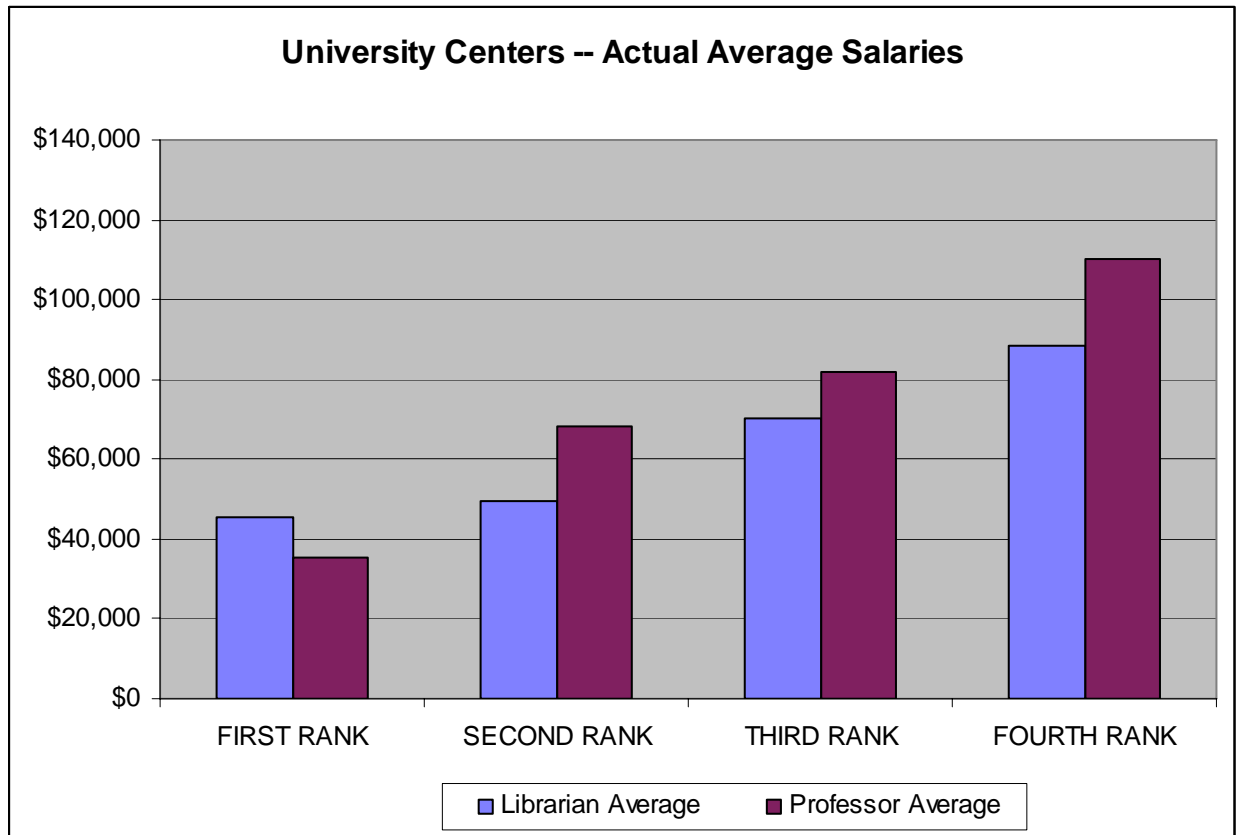
Annualized*		
<u>Title</u>	<u>Librarian Average</u>	<u>Professor Average</u>
FIRST RANK	\$40,266	\$51,286
SECOND RANK	\$49,867	\$63,995
THIRD RANK	\$60,517	\$74,911
FOURTH RANK	\$71,569	\$88,739
*Actual professor salaries were multiplied by 1.2 to make them equivalent to 12 month salaries.		

SUMMARIES OF SUNY SALARIES 2008



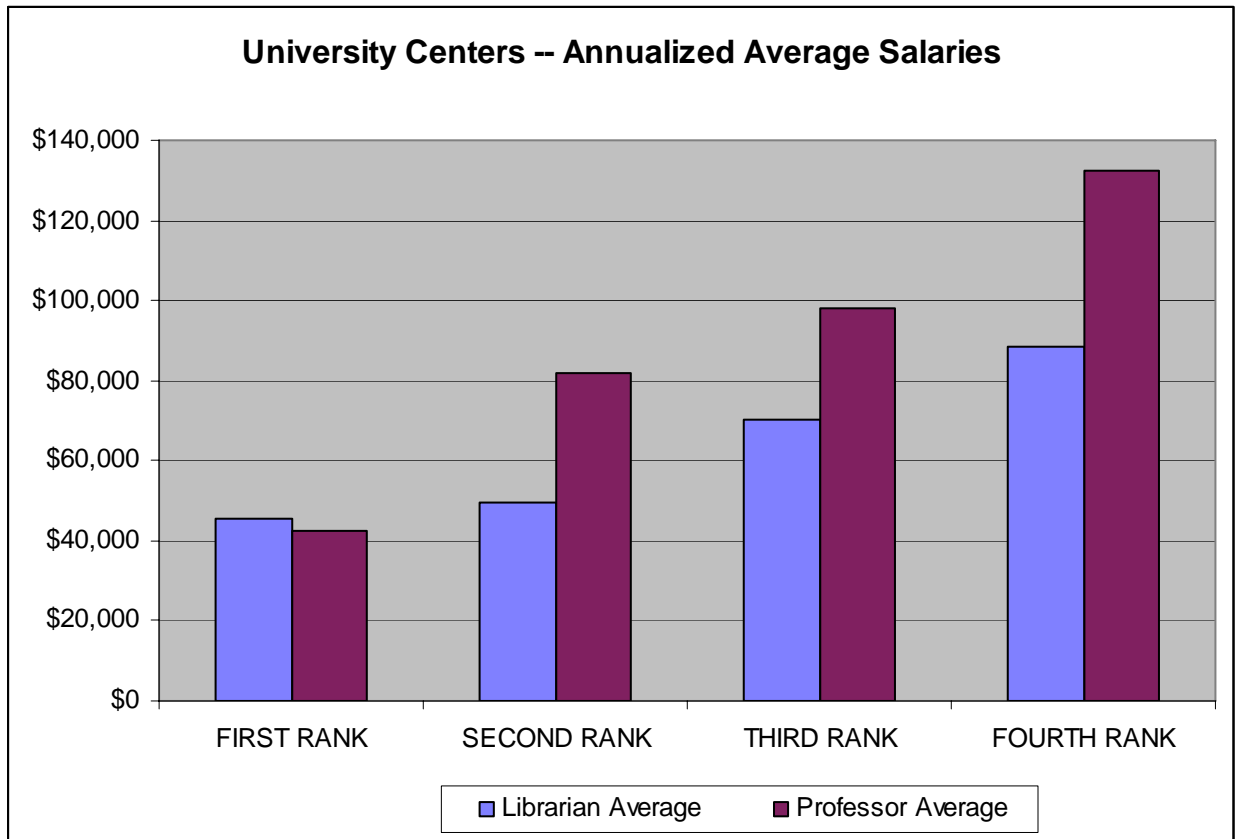
Librarian Converted**		
<u>Title</u>	<u>Librarian Average</u>	<u>Professor Average</u>
FIRST RANK	\$33,555	\$42,738
SECOND RANK	\$41,556	\$53,329
THIRD RANK	\$50,431	\$62,426
FOURTH RANK	\$59,641	\$73,949
**Actual librarian salaries were multiplied by 10/12 to make them equivalent to ten month salaries.		

SUMMARIES OF SUNY SALARIES 2008



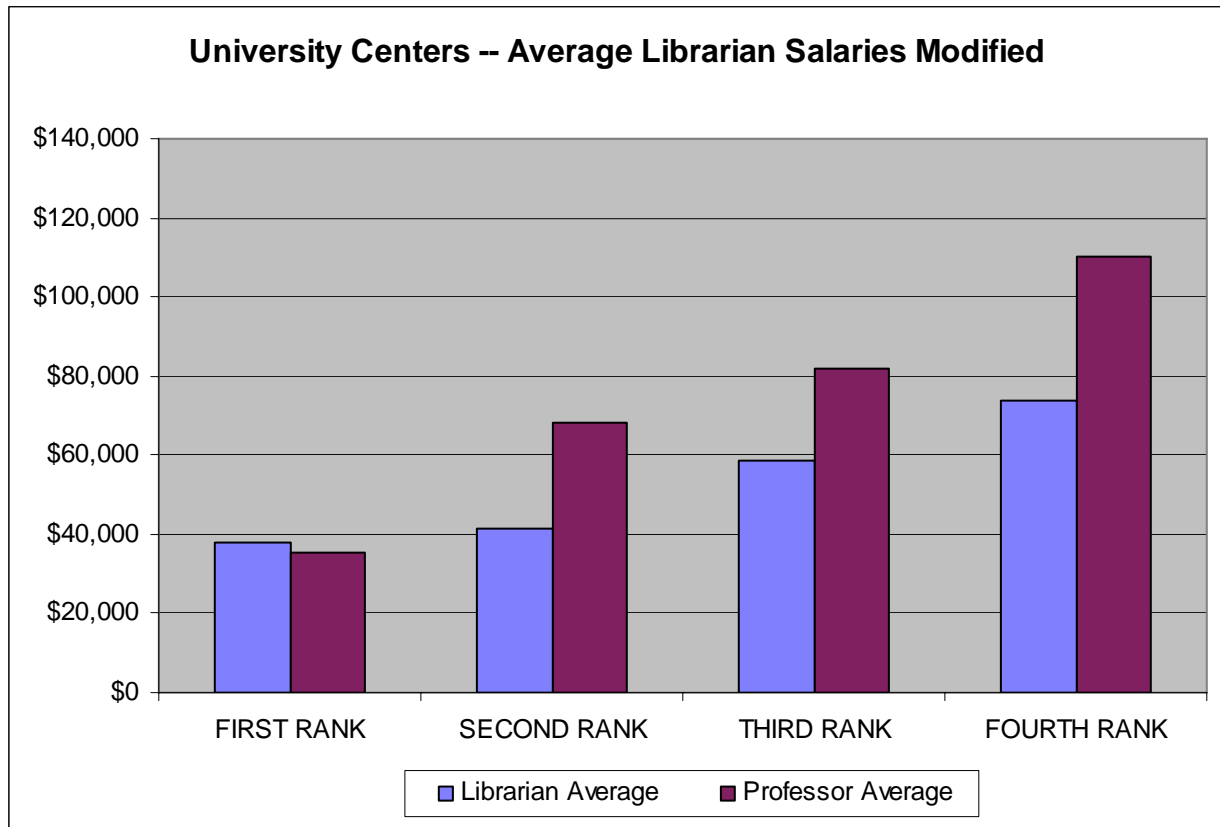
Actual		
<u>Title</u>	<u>Librarian Average</u>	<u>Professor Average</u>
FIRST RANK	\$45,456 (n = 10)	\$35,557 (n = 26)
SECOND RANK	\$49,661 (n = 46)	\$68,086 (n = 662)
THIRD RANK	\$70,285 (n = 76)	\$81,818 (n = 793)
FOURTH RANK	\$88,693 (n = 15)	\$110,165 (n = 834)

SUMMARIES OF SUNY SALARIES 2008



Annualized*		
<u>Title</u>	<u>Librarian Average</u>	<u>Professor Average</u>
FIRST RANK	\$45,456	\$42,668
SECOND RANK	\$49,661	\$81,703
THIRD RANK	\$70,285	\$98,182
FOURTH RANK	\$88,693	\$132,198
*Actual professor salaries were multiplied by 1.2 to make them equivalent to 12 month salaries.		

SUMMARIES OF SUNY SALARIES 2008



Librarian Converted**		
<u>Title</u>	<u>Librarian Average</u>	<u>Professor Average</u>
FIRST RANK	\$37,880	\$35,557
SECOND RANK	\$41,384	\$68,086
THIRD RANK	\$58,571	\$81,818
FOURTH RANK	\$73,911	\$110,165
**Actual librarian salaries were multiplied by 10/12 to make them equivalent to ten month salaries.		

SUMMARIES OF SUNY SALARIES 2008

Librarian Salaries at SUNY Comprehensive Colleges, 2008

Title	Headcount	Minimum	Maximum	Average
Assistant Librarian	5	\$35,800	\$46,428	\$41,486
Associate Librarian	54	\$47,663	\$78,485	\$58,031
Associate Librarian (CY)	1	\$46,760	\$46,760	\$46,760
Librarian	24	\$58,190	\$86,331	\$68,143
Librarian (CY)	1	\$63,166	\$63,166	\$63,166
Senior Assistant Librarian	50	\$39,800	\$69,128	\$47,387
SUMMARY	135	\$35,800	\$86,331	\$54,162

Librarian Salaries at SUNY Doctoral Colleges, 2008

Title	Headcount	Minimum	Maximum	Average
Assistant Librarian	16	\$38,000	\$64,853	\$48,329
Associate Librarian	80	\$52,000	\$114,141	\$69,853
Associate Librarian (CY)	1	\$42,172	\$42,172	\$42,172
Librarian	18	\$67,371	\$122,645	\$88,235
Librarian (CY)	2	\$57,494	\$59,326	\$58,410
Senior Assistant Librarian	58	\$43,650	\$86,448	\$54,003
SUMMARY	175	\$38,000	\$122,645	\$60,167

Librarian Salaries at New York City Area SUNY Colleges, 2008

Title	Headcount	Minimum	Maximum	Average
Assistant Librarian	6	\$40,800	\$64,853	\$54,287
Associate Librarian	22	\$54,145	\$114,141	\$73,414
Librarian	10	\$64,637	\$113,116	\$83,033
Librarian (AY)	1	\$76,078	\$76,078	\$76,078
Senior Assistant Librarian	21	\$49,225	\$86,448	\$60,725
Senior Assistant Librarian (AY)	1	\$45,000	\$45,000	\$45,000
SUMMARY	61	\$40,800	\$114,141	\$65,423

SUMMARIES OF SUNY SALARIES 2008

Librarian Salaries at SUNY Technology Colleges, 2008

Title	Headcount	Minimum	Maximum	Average
Assistant Librarian	3	\$38,163	\$41,944	\$40,266
Assistant Librarian (CY)	2	\$35,000	\$36,000	\$35,500
Associate Librarian	2	\$48,321	\$72,713	\$60,517
Associate Librarian (CY)	2	\$48,380	\$74,007	\$61,194
Librarian	7	\$63,701	\$104,305	\$71,569
Librarian (AY)	1	\$76,078	\$76,078	\$76,078
Librarian (CY)	1	\$53,186	\$53,186	\$53,186
Senior Assistant Librarian	5	\$44,566	\$57,750	\$49,867
Senior Assistant Librarian (AY)	2	\$45,000	\$45,917	\$45,459
Senior Assistant Librarian (CY)	2	\$34,847	\$37,081	\$35,964
SUMMARY	27	\$34,847	\$104,305	\$52,960

Librarian Salaries at SUNY University Centers, 2008

Title	Headcount	Minimum	Maximum	Average
Assistant Librarian	10	\$38,000	\$56,800	\$45,456
Associate Librarian	76	\$52,000	\$114,141	\$70,285
Associate Librarian (CY)	1	\$42,172	\$42,172	\$42,172
Librarian	15	\$67,371	\$122,645	\$88,693
Librarian (CY)	2	\$57,494	\$59,326	\$58,410
Senior Assistant Librarian	46	\$43,650	\$59,861	\$49,661
SUMMARY	150	\$38,000	\$122,645	\$42,172

SUMMARIES OF SUNY SALARIES 2008

Faculty Salaries at SUNY Comprehensive Colleges, 2008

Title	Headcount	Minimum	Maximum	Average
ASSO PROF 10	1082	\$44,000	\$116,441	\$63,328
ASSO PROF 12	51	\$61,254	\$109,520	\$80,080
ASST PROF 10	901	\$40,934	\$103,141	\$53,572
ASST PROF 12	83	\$54,000	\$86,436	\$61,557
DSTG PROF 10	8	\$83,752	\$108,481	\$97,090
DSTG SVC PROF 10M	31	\$70,452	\$109,987	\$91,731
DSTG SVC PROF 12	1	\$94,315	\$94,315	\$94,315
DSTG TCHG PROF 10	53	\$71,451	\$112,765	\$89,324
DSTG TCHG PROF 12	2	\$94,694	\$96,486	\$95,590
INSTRUCTOR 10 MONTHS	39	\$29,573	\$92,300	\$44,582
INSTRUCTOR 12 MONTHS	5	\$53,004	\$67,949	\$57,609
LECT 10	342	\$32,380	\$78,354	\$44,211
LECT 12	127	\$41,632	\$88,800	\$56,521
PROF LDG 10	1	\$181,215	\$181,215	\$181,215
PROFESSOR 10 MONTHS	659	\$57,201	\$125,780	\$77,877
PROFESSOR 12 MONTHS	44	\$79,734	\$130,880	\$94,753
UNIVERSITY PROFESSOR	1	\$137,818	\$137,818	\$137,818
VISIT ASSOC PROF 12M	10	\$61,495	\$85,280	\$70,390
VISIT ASST PROF 12M	23	\$48,433	\$78,240	\$59,429
VISIT PROF 12M	1	\$102,440	\$102,440	\$102,440
VSTNG ASSO PROF 10M	4	\$40,980	\$70,601	\$55,079
VSTNG ASST PROF 10M	115	\$33,180	\$89,704	\$47,439
VSTNG INST 10M	34	\$28,189	\$75,683	\$43,608
VSTNG PROF 10M	2	\$69,136	\$110,000	\$89,568
SUMMARY	3,619	\$67,136	\$102,192	\$78,714

SUMMARIES OF SUNY SALARIES 2008

Faculty Salaries at SUNY Doctoral Colleges, 2008

Title	Headcount	Minimum	Maximum	Average
Asso Clin Prof 12 Months	20	\$84,869	\$135,800	\$96,566
Asso Prof 10 Months	835	\$41,110	\$148,728	\$81,284
Asso Prof 12 Months	57	\$72,939	\$162,723	\$101,157
Asso Prof GFT	80	\$46,913	\$201,282	\$86,722
Asso Prof HS	184	\$47,213	\$238,993	\$111,739
Asso Prof Law	2	\$115,800	\$123,800	\$119,800
Asso Prof TCL	8	\$109,762	\$187,748	\$152,765
Assoc Clin Prof 10 Months	1	\$78,440	\$78,440	\$78,440
Assoc Prof For Eoc 10 Months	19	\$47,155	\$64,362	\$53,648
Assoc Prof For Eoc 12 Months	2	\$66,115	\$82,653	\$74,384
Asst Clin Prof 10 Months	3	\$50,896	\$74,748	\$61,634
Asst Clin Prof 12 Months	72	\$47,000	\$143,198	\$67,888
Asst Prof 10 Months	685	\$47,800	\$140,800	\$67,844
Asst Prof 12 Months	46	\$53,120	\$119,531	\$80,952
Asst Prof For Eoc 10 Months	4	\$41,622	\$49,656	\$44,040
Asst Prof GFT	124	\$31,762	\$190,006	\$66,140
Asst Prof HS	160	\$25,000	\$367,612	\$92,559
Asst Prof Law	1	\$63,649	\$63,649	\$63,649
Asst Prof TCL	11	\$61,762	\$377,595	\$222,790
Clin Asso Prof 10 Months	47	\$51,092	\$107,651	\$79,643
Clin Asso Prof 12 Months	23	\$56,598	\$135,175	\$89,959
Clin Asso Prof GFT	139	\$46,913	\$205,090	\$71,015
Clin Asso Prof HS	131	\$46,913	\$431,762	\$114,872
Clin Asso Prof TCL	4	\$118,245	\$207,611	\$169,662
Clin Asst Inst (12 Months)	16	\$32,000	\$32,000	\$32,000
Clin Asst Inst HS	862	\$17,100	\$68,794	\$48,836
Clin Asst Prof 10 Months	74	\$33,498	\$151,900	\$64,090
Clin Asst Prof 12 Months	91	\$46,402	\$110,800	\$78,198
Clin Asst Prof GFT	289	\$39,686	\$170,207	\$57,616
Clin Asst Prof HS	344	\$39,686	\$400,000	\$89,829
Clin Asst Prof TCL	17	\$40,000	\$413,546	\$188,993
Clin Inst 10 Months	23	\$29,265	\$65,000	\$48,675
Clin Inst 12 Months	15	\$34,626	\$73,763	\$54,926
Clin Inst GFT	15	\$34,626	\$101,386	\$43,410
Clin Inst HS	52	\$38,043	\$153,078	\$71,699
Clin Lect GFT	3	\$59,584	\$59,584	\$59,584

SUMMARIES OF SUNY SALARIES 2008

Clin Prof 10 Months	7	\$53,636	\$108,800	\$85,160
Clin Prof 12 Months	7	\$78,106	\$157,554	\$108,267
Clin Prof GFT	45	\$48,590	\$239,436	\$94,962
Clin Prof HS	46	\$58,163	\$259,305	\$130,880
Clin Prof TCL	2	\$95,355	\$161,980	\$128,668
Clinical Lecturer	3	\$48,830	\$55,003	\$51,949
Dist Svce Prof (GFT)	3	\$168,105	\$220,374	\$187,050
Dist Teach Prof TCL	1	\$180,691	\$180,691	\$180,691
Dstg Prof (GFT)	3	\$60,367	\$198,747	\$151,709
Dstg Prof 10 Months	67	\$100,000	\$225,995	\$147,733
Dstg Prof 12 Months	9	\$155,861	\$257,004	\$197,771
Dstg Prof Ldg 10 Months	19	\$116,892	\$221,794	\$164,345
Dstg Prof Ldg 12 Months	2	\$239,483	\$297,843	\$268,663
Dstg Svc Prof 10 Months	24	\$85,423	\$151,667	\$121,604
Dstg Svc Prof (HS)	6	\$145,342	\$228,589	\$167,737
Dstg Svc Prof 12 Months	2	\$113,417	\$197,734	\$155,576
Dstg Svc Prof Chmn Me	8	\$105,294	\$251,529	\$197,285
Dstg Tchg Prof (GFT)	6	\$106,026	\$194,461	\$162,989
Dstg Tchg Prof (HS)	5	\$111,768	\$180,476	\$141,707
Dstg Tchg Prof 10 Months	35	\$95,229	\$164,064	\$119,016
Dstg Tchg Prof 12 Months	11	\$100,442	\$137,345	\$121,807
Instructor 10 Months	32	\$31,609	\$60,974	\$37,487
Instructor 12 Months	4	\$58,882	\$74,328	\$64,146
Instructor (HS)	1	\$45,147	\$45,147	\$45,147
Instructor For Eoc 10 Months	3	\$35,088	\$43,831	\$40,015
Lect 10 Months	541	\$33,427	\$115,000	\$48,831
Lect 12 Months	33	\$40,000	\$86,107	\$63,488
Lecturer (HS)	1	\$90,800	\$90,800	\$90,800
Prof Chmn HS	7	\$165,215	\$291,721	\$216,381
Prof Chmn Med	35	\$111,660	\$369,179	\$194,863
Prof Chmn Med GFT	9	\$130,784	\$212,505	\$192,578
Prof Chmn TCL	7	\$70,367	\$217,823	\$190,617
Prof Ldg 10 Months	18	\$120,524	\$176,559	\$153,227
Prof Ldg 12 Months	2	\$228,615	\$233,693	\$231,154
Professor 10 Months	862	\$50,000	\$675,800	\$109,421
Professor 12 Months	62	\$75,139	\$206,270	\$129,477
Professor (GFT)	126	\$58,190	\$230,000	\$115,389
Professor (HS)	285	\$58,190	\$375,057	\$144,294
Professor (Law)	26	\$122,225	\$166,473	\$144,168

SUMMARIES OF SUNY SALARIES 2008

Professor (TCL)	10	\$105,401	\$202,318	\$158,037
Professor For Eoc 10 Months	1	\$63,142	\$63,142	\$63,142
Res Asso Prof	2	\$79,875	\$81,906	\$80,891
Res Asso Prof 10 Months	10	\$40,000	\$142,072	\$78,782
Res Asso Prof 12 Months	4	\$66,416	\$94,530	\$81,325
Res Asso Prof GFT	2	\$48,913	\$51,913	\$50,413
Res Asso Prof HS	19	\$66,706	\$136,738	\$99,757
Res Asst Prof 10 Months	17	\$33,333	\$75,867	\$62,221
Res Asst Prof 12 Months	18	\$40,800	\$95,830	\$61,408
Res Asst Prof GFT	4	\$39,686	\$100,000	\$55,043
Res Asst Prof HS	44	\$39,986	\$156,050	\$76,395
Res Inst 10 Months	1	\$30,303	\$30,303	\$30,303
Res Inst 12 Months	10	\$35,278	\$105,729	\$49,289
Res Inst HS	12	\$35,000	\$130,576	\$59,884
Res Prof 10 Months	7	\$52,996	\$142,783	\$99,142
Res Prof 12 Months	5	\$80,175	\$169,650	\$123,390
Res Prof HS	9	\$63,846	\$154,466	\$117,676
Research Professor	1	\$121,290	\$121,290	\$121,290
University Prof 12 Months	1	\$221,239	\$221,239	\$221,239
University Professor	2	\$151,800	\$219,315	\$185,558
Visit Assoc Prof (HS)	3	\$130,688	\$178,572	\$155,325
Visit Assoc Prof 12 Months	3	\$50,000	\$112,477	\$74,159
Visit Assoc Prof (GFT)	6	\$46,913	\$160,000	\$83,187
Visit Assoc Prof (TCL)	1	\$47,866	\$47,866	\$47,866
Visit Asst Prof 12 Months	2	\$52,000	\$73,300	\$62,650
Visit Inst 12 Months	1	\$38,126	\$38,126	\$38,126
Visit Prof (GFT)	2	\$105,477	\$150,000	\$127,739
Visit Prof (HS)	3	\$58,190	\$387,050	\$168,131
Visit Prof (TCL)	3	\$60,000	\$120,000	\$85,587
Visit Prof 12 Months	9	\$65,769	\$140,000	\$104,942
Vstng Asso Prof 10 Months	20	\$45,000	\$115,000	\$84,994
Vstng Asst Prof 10 Months	72	\$33,333	\$140,000	\$60,624
Vstng Inst 10 Months	2	\$47,901	\$51,192	\$49,547
Vstng Prof 10 Months	26	\$50,000	\$150,000	\$94,946
SUMMARY	7,156	\$72,821	\$164,767	\$105,478

SUMMARIES OF SUNY SALARIES 2008

Faculty Salaries at New York City Area SUNY Colleges, 2008

Title	Headcount	Minimum	Maximum	Average
Asso Prof 10 Months	362	\$41,110	\$137,000	\$77,545
Asso Prof 12 Months	24	\$80,000	\$162,723	\$104,567
Asso Prof GFT	47	\$47,134	\$201,282	\$102,814
Asso Prof HS	53	\$70,000	\$238,993	\$120,592
Asso Prof TCL	11	\$109,762	\$187,748	\$156,696
Assoc Clin Prof 10 Months	1	\$78,440	\$78,440	\$78,440
Asst Clin Prof 10 Months	3	\$50,896	\$74,748	\$61,634
Asst Clin Prof 12 Months	72	\$47,000	\$143,198	\$67,888
Asst Prof 10 Months	282	\$43,333	\$101,558	\$64,299
Asst Prof 12 Months	25	\$57,300	\$119,531	\$78,910
Asst Prof For Eoc 12 Months	1	\$81,375	\$81,375	\$81,375
Asst Prof GFT	129	\$31,762	\$195,800	\$80,579
Asst Prof HS	85	\$25,000	\$367,612	\$120,582
Asst Prof TCL	22	\$40,648	\$377,595	\$178,040
Clin Asso Prof 10 Months	23	\$73,836	\$107,651	\$88,359
Clin Asso Prof 12 Months	12	\$84,687	\$135,175	\$98,697
Clin Asso Prof GFT	88	\$42,118	\$205,090	\$84,078
Clin Asso Prof HS	45	\$46,913	\$431,762	\$133,644
Clin Asso Prof TCL	4	\$118,245	\$207,611	\$169,662
Clin Asst Inst (12 Months)	16	\$32,000	\$32,000	\$32,000
Clin Asst Inst HS	615	\$45,993	\$68,794	\$52,416
Clin Asst Prof 10 Months	33	\$54,300	\$151,900	\$76,076
Clin Asst Prof 12 Months	55	\$47,808	\$108,691	\$81,975
Clin Asst Prof GFT	237	\$39,686	\$237,167	\$65,102
Clin Asst Prof HS	166	\$38,302	\$400,000	\$100,589
Clin Asst Prof TCL	32	\$40,000	\$413,546	\$163,946
Clin Inst 12 Months	9	\$34,626	\$73,763	\$52,349
Clin Inst GFT	12	\$34,626	\$101,386	\$46,538
Clin Inst HS	19	\$42,482	\$159,549	\$93,637
Clin Lect GFT	3	\$59,584	\$59,584	\$59,584
Clin Prof 12 Months	3	\$92,646	\$110,800	\$103,424
Clin Prof GFT	30	\$48,590	\$239,436	\$104,965
Clin Prof HS	8	\$61,003	\$259,305	\$146,926
Clin Prof TCL	3	\$95,355	\$300,800	\$186,045
Dist Svce Prof (GFT)	3	\$168,105	\$220,374	\$187,050
Dist Teach Prof TCL	1	\$180,691	\$180,691	\$180,691

SUMMARIES OF SUNY SALARIES 2008

Dstg Prof (GFT)	3	\$60,367	\$198,747	\$151,709
Dstg Prof 10 Months	26	\$100,187	\$207,907	\$139,639
Dstg Prof 12 Months	8	\$155,861	\$257,004	\$198,522
Dstg Prof Ldg 10 Months	14	\$137,367	\$221,794	\$172,172
Dstg Prof Ldg 12 Months	1	\$297,843	\$297,843	\$297,843
Dstg Svc Prof 10 Months	14	\$77,584	\$140,891	\$104,874
Dstg Svc Prof (HS)	3	\$149,221	\$228,589	\$179,273
Dstg Svc Prof 12 Months	3	\$92,346	\$197,734	\$135,664
Dstg Svc Prof Chmn Me	8	\$105,294	\$251,529	\$197,285
Dstg Tchg Prof (GFT)	6	\$106,026	\$194,461	\$162,989
Dstg Tchg Prof (HS)	4	\$111,768	\$180,476	\$143,478
Dstg Tchg Prof 10 Months	17	\$78,659	\$144,074	\$106,462
Dstg Tchg Prof 12 Months	4	\$107,287	\$137,345	\$126,171
Instructor 10 Months	28	\$31,609	\$92,300	\$37,994
Lect 10 Months	429	\$33,180	\$106,041	\$46,152
Lect 12 Months	17	\$40,000	\$86,107	\$64,096
Prof Chmn HS	5	\$185,132	\$291,721	\$236,036
Prof Chmn Med	2	\$265,658	\$369,179	\$317,419
Prof Chmn Med GFT	10	\$130,784	\$439,447	\$217,265
Prof Chmn TCL	7	\$70,367	\$217,823	\$190,617
Prof Ldg 10 Months	11	\$120,524	\$175,000	\$148,795
Prof Ldg 12 Months	2	\$228,615	\$233,693	\$231,154
Professor 10 Months	387	\$50,000	\$168,006	\$101,019
Professor 12 Months	21	\$111,199	\$206,270	\$145,997
Professor (GFT)	90	\$58,690	\$248,290	\$127,534
Professor (HS)	106	\$58,919	\$375,057	\$155,891
Professor (TCL)	12	\$105,401	\$202,318	\$156,196
Res Asso Prof 10 Months	3	\$52,353	\$86,729	\$69,755
Res Asso Prof 12 Months	1	\$94,530	\$94,530	\$94,530
Res Asso Prof HS	14	\$69,427	\$136,738	\$102,205
Res Asst Prof 10 Months	2	\$60,000	\$64,150	\$62,075
Res Asst Prof 12 Months	5	\$49,733	\$83,201	\$60,824
Res Asst Prof HS	26	\$40,000	\$156,050	\$79,286
Res Inst HS	11	\$35,000	\$130,576	\$59,589
Res Prof 10 Months	3	\$75,696	\$141,653	\$111,805
Res Prof 12 Months	4	\$80,175	\$169,650	\$119,275
Res Prof HS	5	\$100,327	\$154,466	\$124,890
University Professor	1	\$151,800	\$151,800	\$151,800
Visit Assoc Prof (HS)	4	\$47,000	\$178,572	\$128,244

SUMMARIES OF SUNY SALARIES 2008

Visit Assoc Prof 12 Months	1	\$50,000	\$50,000	\$50,000
Visit Assoc Prof(GFT)	8	\$46,913	\$160,000	\$82,560
Visit Assoc Prof(TCL)	1	\$47,866	\$47,866	\$47,866
Visit Asst Prof 12 Months	1	\$52,000	\$52,000	\$52,000
Visit Prof (GFT)	2	\$105,477	\$150,000	\$127,739
Visit Prof (HS)	3	\$58,190	\$387,050	\$168,131
Visit Prof (TCL)	3	\$60,000	\$120,000	\$85,587
Visit Prof 12 Months	8	\$100,800	\$140,000	\$109,839
Vstng Asso Prof 10 Months	2	\$60,648	\$83,800	\$72,224
Vstng Asst Prof 10 Months	36	\$40,000	\$87,000	\$53,030
Vstng Inst 10 Months	20	\$28,989	\$75,683	\$48,097
Vstng Prof 10 Months	23	\$50,000	\$138,504	\$93,300
SUMMARY	3,959	\$79,450	\$179,107	\$116,421

SUMMARIES OF SUNY SALARIES 2008

Faculty Salaries at SUNY Technology Colleges, 2008

Title	Headcount	Minimum	Maximum	Average
ASSO PROF 10	235	\$44,036	\$95,500	\$62,426
ASSO PROF 12	3	\$78,716	\$87,073	\$82,763
ASST PROF 10	336	\$36,712	\$98,484	\$53,329
ASST PROF 12	4	\$65,748	\$72,749	\$68,911
ASST PROF FOR EOC 12	1	\$81,375	\$81,375	\$81,375
CLIN ASST PROF 10	3	\$45,000	\$58,516	\$51,172
CLIN INST 10	2	\$35,447	\$37,447	\$36,447
DSTG PROF 10	1	\$79,371	\$79,371	\$79,371
DSTG SVC PROF 10M	8	\$73,221	\$114,558	\$90,888
DSTG SVC PROF 12	2	\$92,346	\$116,912	\$104,629
DSTG TCHG PROF 10	13	\$65,467	\$114,369	\$86,561
DSTG TCHG PROF 12	1	\$85,247	\$85,247	\$85,247
INSTRUCTOR 10 MONTHS	76	\$32,545	\$62,823	\$42,738
INSTRUCTOR 12 MONTHS	1	\$43,650	\$43,650	\$43,650
LECT 10	65	\$33,180	\$77,559	\$42,429
LECT 12	4	\$39,780	\$68,500	\$51,445
PROFESSOR 10 MONTHS	211	\$51,000	\$120,072	\$73,949
PROFESSOR 12 MONTHS	2	\$113,307	\$114,300	\$113,804
VSTNG ASST PROF 10M	17	\$42,000	\$65,576	\$52,171
VSTNG INST 10M	13	\$28,989	\$52,481	\$42,697
SUMMARY	998	\$58,357	\$82,328	\$67,300

SUMMARIES OF SUNY SALARIES 2008

Faculty Salaries at SUNY University Centers, 2008

Title	Headcount	Minimum	Maximum	Average
Asso Prof 10 Months	793	\$41,110	\$148,728	\$81,818
Asso Prof 12 Months	26	\$80,602	\$162,723	\$105,352
Asso Prof GFT	52	\$46,913	\$201,282	\$82,079
Asso Prof HS	81	\$62,742	\$238,993	\$113,106
Asso Prof Law	2	\$115,800	\$123,800	\$119,800
Assoc Prof For Eoc 10 Months	19	\$47,155	\$64,362	\$53,648
Assoc Prof For Eoc 12 Months	2	\$66,115	\$82,653	\$74,384
Asst Prof 10 Months	662	\$47,800	\$140,800	\$68,086
Asst Prof 12 Months	16	\$61,631	\$108,800	\$84,807
Asst Prof For Eoc 10 Months	4	\$41,622	\$49,656	\$44,040
Asst Prof GFT	83	\$39,686	\$164,228	\$59,439
Asst Prof HS	55	\$55,390	\$162,450	\$88,276
Asst Prof Law	1	\$63,649	\$63,649	\$63,649
Clin Asso Prof 10 Months	47	\$51,092	\$107,651	\$79,643
Clin Asso Prof 12 Months	16	\$66,466	\$135,175	\$91,687
Clin Asso Prof GFT	129	\$46,913	\$205,090	\$69,612
Clin Asso Prof HS	62	\$46,913	\$247,567	\$111,238
Clin Asst Inst HS	386	\$40,000	\$68,794	\$52,208
Clin Asst Prof 10 Months	70	\$33,498	\$151,900	\$63,180
Clin Asst Prof 12 Months	66	\$46,402	\$110,800	\$77,576
Clin Asst Prof GFT	257	\$39,686	\$154,331	\$51,782
Clin Asst Prof HS	189	\$39,686	\$200,696	\$74,846
Clin Inst 10 Months	23	\$29,265	\$65,000	\$48,675
Clin Inst 12 Months	6	\$53,362	\$68,220	\$60,976
Clin Inst GFT	15	\$34,626	\$101,386	\$43,410
Clin Inst HS	31	\$38,043	\$153,078	\$63,969
Clin Lect GFT	3	\$59,584	\$59,584	\$59,584
Clin Prof 10 Months	7	\$53,636	\$108,800	\$85,160
Clin Prof 12 Months	4	\$78,106	\$157,554	\$111,900
Clin Prof GFT	37	\$58,190	\$192,786	\$93,089
Clin Prof HS	14	\$61,003	\$183,846	\$119,423
Clinical Lecturer	3	\$48,830	\$55,003	\$51,949
Dist Svce Prof (GFT)	2	\$172,671	\$220,374	\$196,523
Dstg Prof (GFT)	2	\$196,012	\$198,747	\$197,380
Dstg Prof 10 Months	65	\$100,000	\$225,995	\$148,506
Dstg Prof 12 Months	9	\$155,861	\$257,004	\$197,771

SUMMARIES OF SUNY SALARIES 2008

Dstg Prof Ldg 10 Months	19	\$116,892	\$221,794	\$164,345
Dstg Prof Ldg 12 Months	2	\$239,483	\$297,843	\$268,663
Dstg Svc Prof 10 Months	24	\$85,423	\$151,667	\$121,604
Dstg Svc Prof (HS)	3	\$160,008	\$228,589	\$187,532
Dstg Svc Prof 12 Months	1	\$197,734	\$197,734	\$197,734
Dstg Tchg Prof (GFT)	2	\$166,843	\$184,329	\$175,586
Dstg Tchg Prof (HS)	1	\$180,476	\$180,476	\$180,476
Dstg Tchg Prof 10 Months	35	\$95,229	\$164,064	\$119,016
Dstg Tchg Prof 12 Months	4	\$122,656	\$135,097	\$127,751
Instructor 10 Months	26	\$31,609	\$59,165	\$35,557
Instructor (HS)	1	\$45,147	\$45,147	\$45,147
Instructor For Eoc 10 Months	3	\$35,088	\$43,831	\$40,015
Lect 10 Months	540	\$33,427	\$115,000	\$48,816
Lect 12 Months	28	\$40,000	\$86,107	\$60,810
Lecturer (HS)	1	\$90,800	\$90,800	\$90,800
Prof Chmn HS	5	\$165,215	\$291,721	\$230,462
Prof Chmn Med	13	\$168,665	\$267,432	\$187,583
Prof Chmn Med GFT	9	\$130,784	\$212,505	\$192,578
Prof Ldg 10 Months	18	\$120,524	\$176,559	\$153,227
Prof Ldg 12 Months	2	\$228,615	\$233,693	\$231,154
Professor 10 Months	834	\$50,000	\$675,800	\$110,165
Professor 12 Months	32	\$90,746	\$206,270	\$150,525
Professor (GFT)	93	\$58,190	\$230,000	\$115,000
Professor (HS)	136	\$58,919	\$375,057	\$148,727
Professor (LAW)	26	\$122,225	\$166,473	\$144,168
Professor For Eoc 10 Months	1	\$63,142	\$63,142	\$63,142
Res Asso Prof	2	\$79,875	\$81,906	\$80,891
Res Asso Prof 10 Months	10	\$40,000	\$142,072	\$78,782
Res Asso Prof 12 Months	4	\$66,416	\$94,530	\$81,325
Res Asso Prof GFT	2	\$48,913	\$51,913	\$50,413
Res Asso Prof HS	16	\$66,706	\$136,738	\$101,138
Res Asst Prof 10 Months	17	\$33,333	\$75,867	\$62,221
Res Asst Prof 12 Months	18	\$40,800	\$95,830	\$61,408
Res Asst Prof GFT	4	\$39,686	\$100,000	\$55,043
Res Asst Prof HS	19	\$40,000	\$156,050	\$81,648
Res Inst 10 Months	1	\$30,303	\$30,303	\$30,303
Res Inst 12 Months	10	\$35,278	\$105,729	\$49,289
Res Inst HS	4	\$35,000	\$76,412	\$45,353
Res Prof 10Months	7	\$52,996	\$142,783	\$99,142

SUMMARIES OF SUNY SALARIES 2008

Res Prof 12 Months	4	\$80,175	\$169,650	\$123,626
Res Prof HS	5	\$115,538	\$154,466	\$129,520
Research Professor	1	\$121,290	\$121,290	\$121,290
University Prof 12 Months	1	\$221,239	\$221,239	\$221,239
University Professor	2	\$151,800	\$219,315	\$185,558
Visit Assoc Prof 12 Months	3	\$50,000	\$112,477	\$74,159
Visit Assoc Prof (GFT)	3	\$46,913	\$160,000	\$84,609
Visit Asst Prof 12 Months	2	\$52,000	\$73,300	\$62,650
Visit Inst 12 Months	1	\$38,126	\$38,126	\$38,126
Visit Prof (GFT)	1	\$150,000	\$150,000	\$150,000
Visit Prof (HS)	1	\$58,190	\$58,190	\$58,190
Visit Prof 12 Months	8	\$65,769	\$140,000	\$103,855
Vstng Asso Prof 10 Months	19	\$45,000	\$115,000	\$85,589
Vstng Asst Prof 10 Months	71	\$33,333	\$140,000	\$60,680
Vstng Inst 10 Months	1	\$47,901	\$47,901	\$47,901
Vstng Prof 10 Months	26	\$50,000	\$150,000	\$94,946
SUMMARY	5,361	\$78,621	\$149,482	\$102,176

SUMMARIES OF SUNY SALARIES 2008

Abbreviations

AY = Academic Year

CHMN ME / CHMN MED = Chairman (Medicine)

CY = College Year

DSTG = Distinguished

EOC = Educational Opportunity Centers [?]

GFT = Geographic Full-time

“As defined by the Policies of the Board of Trustees, a "geographic full-time" faculty member is a person serving on the faculty of a medical center who "is not employed on a full-time basis for the purpose of fixing compensation payable by the State, but all of whose professional services and activities are conducted at the medical center or its affiliated hospitals and are available to the State on a full-time basis for clinical and instructional purposes.””

HS = Health Science

“A title suffix which identifies the academic-ranked position as being in the health sciences and therefore subject to a different maximum than a basic faculty position in the same rank.”

TCL = Total Compensation Limit

“A special suffix for health sciences positions, principally at Upstate Medical, where state salary and practice income are delivered in one State check. "TCL" staff are not allowed to retain any private practice income or to have other professional earnings in addition to the State Salary.”

PROF LDG = Leading Professors

“These titles were established as a way to provide a higher salary maximum for outstanding Professors. It's not a "Distinguished" title and does not require approval by the Board of Trustees. A campus President can use these titles as he/she deems appropriate.”

Ranks

Rank	Librarian	Professor
First	Assistant Librarian	Instructor
Second	Senior Assistant Librarian	Assistant Professor
Third	Associate Librarian	Associate Professor
Fourth	Librarian	Professor

Sources:

<http://www.brockport.edu/~shra/jobspecs/acarnk1.htm>

<http://www.brockport.edu/~shra/ttlspec2.htm>

SUMMARIES OF SUNY SALARIES 2008

Comprehensive Colleges

Brockport
Buffalo College
Cortland
Fredonia
Geneseo
Old Westbury
New Paltz
Oneonta
Oswego
Plattsburgh
Potsdam
Purchase
Empire State

Doctoral Colleges

Albany
Binghamton
Buffalo University
Stony Brook
HSC Brooklyn
HSC Syracuse
Alfred Ceramics
ESForestry
Optometry

New York City Area Colleges

Stony Brook
HSC Brooklyn
Old Westbury
Purchase
Farmingdale
Maritime
Optometry

Technology Colleges

Alfred
Canton
Cobleskill
Delhi
Farmingdale
Morrisville
Maritime
Utica/Rome

University Centers

Albany
Binghamton
Buffalo University
Stony Brook